



SERIES DM-2000 | DIFFERENTIAL PRESSURE TRANSMITTER



BENEFITS/FEATURES

- Zero and span controls provide easy calibration checks and shorter installation time to get device running and monitoring
- Tamper-proof button configuration prevents accidental setting changes
- Quick response to pressure changes means no delay in signaling and alerting to critical situations
- Easy to read LCD display provides immediate local alerts allowing corrective action to be taken quicker to eliminate the problem from becoming widespread
- Same size as Magnehelic® gage simplifies field upgrade to digital pressure gage by reducing installation steps
- 4-20 mA output allows for integration into Building Automation Systems

APPLICATIONS

- Differential pressure across filters
- Fan control
- Static pressures in ducts or buildings

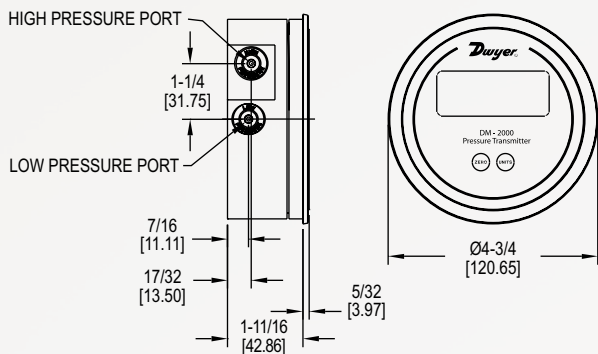
DESCRIPTION

The Dwyer **Series DM-2000 Differential Pressure Transmitter** senses the pressure of air and compatible gases and sends a standard 4-20 mA output signal. The DM-2000 housing is specifically designed to mount in the same diameter cutout as a standard Magnehelic® gage. A wide range of models are available factory calibrated to specific ranges. Pressure connections are inherent to the glass filled plastic molded housing making installation quick and easy. Digital push-button zero and span simplify calibration over typical turn-potentiometers. An optional 3.5 digit LCD shows process and engineering units. A single push button allows field selection of 4 to 6 engineering units depending on range.

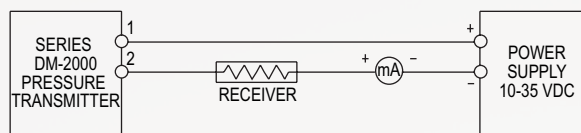
SPECIFICATIONS

Service	Air and non-combustible, compatible gases.
Wetted Materials	Consult factory.
Accuracy	±1% FS, ±30 Pa model ±4% FS at 70°F.
Stability	±1% FS/yr.
Temperature Limits	20 to 120°F (-6.67 to 48.9°C).
Pressure Limits	10 psig (0.69 bar).
Thermal Effect	±0.055% FS/°F (0.099% FS/°C), ±30 Pa model ±0.13% FS/°F (0.234% FS/°C).
Power Requirements	10-35 VDC (2-wire).
Output Signal	4-20 mA.
Zero and Span Adjustments	Digital push-button zero and span.
Loop Resistance	DC: 0 to 1250 Ω maximum.
Current Consumption	DC: 38 mA maximum.
Electrical Connections	Screw-type terminal block.
Display	3.5 digit LCD, 0.7" height.
Process Connections	1/8" I.D. tubing.
Mounting Orientation	Vertical.
Weight	4.8 oz (136 g).

DIMENSIONS



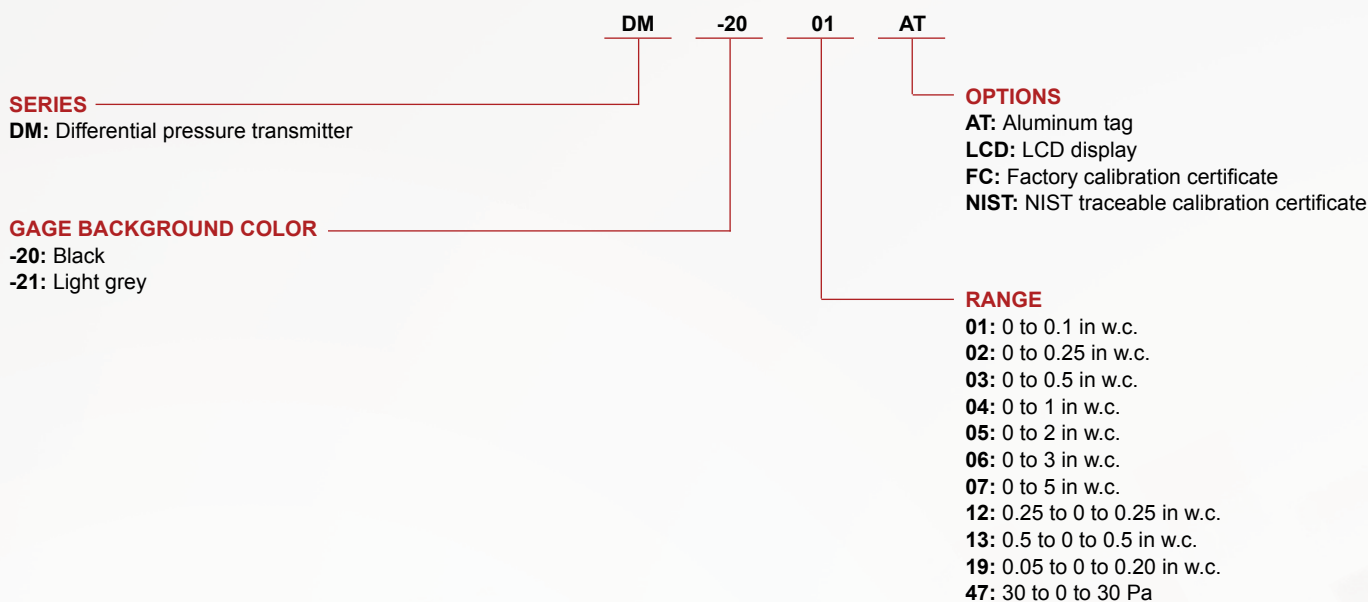
WIRING DIAGRAM



2-wire connections

HOW TO ORDER

Use the **bold** characters from the chart below to construct a product code.



ACCESSORIES

Model	Description
A-299	Surface mounting bracket
A-300	Flat flush mounting bracket
A-302F-A	303 SS static pressure tip with mounting flange; for 3/16" ID rubber or plastic tubing; 4" insertion depth; includes mounting screws
A-320-A	Instrument enclosure
A-320-B-SS	Instrument enclosure, 304 SS, brushed finish, compatible with 2000 Magnehelic® gage, DM-2000 differential pressure transmitter
A-320-BC	Weatherproof enclosure, ABS, compatible with 2000 Magnehelic® gage, DM-1000 DigiMag® digital differential pressure gage, DM-2000 differential pressure transmitter, Series 605 (with -SS option), instruments with backwards compatible bezel option
A-464	Flush mount kit for Magnehelic® gages
A-489	4" straight static pressure tip with flange
SCD-PS	100-240 VAC/VDC to 24 VDC power supply

ORDER ONLINE TODAY!

dwyer-inst.com/Product/SeriesDM-2000



DWYER INSTRUMENTS, INC.