

LPCV Series



- Linear proportional controller
- Ratings from 15A to 110A @ 240 VAC
- 0-5 V DC, 0-10 V DC, or 4-20mA input
- For use with resistive loads only

PRODUCT SELECTION

Description	15 A	25 A	40 A	75 A	110 A
0-5 VDC Control	5LPCV2415	5LPCV2425	5LPCV2440	5LPCV2475	5LPCV24110
0-10 VDC Control	10LPCV2415	10LPCV2425	10LPCV2440	10LPCV2475	10LPCV24110
4-20 mA Control	20LPCV2415	20LPCV2425	20LPCV2440	20LPCV2475	20LPCV24110

OUTPUT SPECIFICATIONS (voltage) (1)

Description	240 VAC
Operating Voltage (60Hz) [Vrms]	20-300
Transient Overvoltage [Vpk]	600
Maximum Off-State Leakage Current @ Rated Voltage [mArms]	10
Minimum Off-State dv/dt @ Maximum Rated Voltage [V/μsec]	200

OUTPUT SPECIFICATIONS (current) (1)

Description	15 A	25 A	40 A	75 A	110 A
Maximum Load Current [Arms]	15	25	40	75	110
Minimum Load Current [Arms]	0.10	0.10	0.10	0.15	0.20
Maximum Surge Current (16.6ms) [Apk]	150	250	625	1000	1500
Maximum On-State Voltage Drop @ Rated Current [Vpk]	1.6	1.6	1.6	1.6	1.6
Thermal Resistance Junction to Case (Rjc) [°C/W]	1.48	1.02	0.63	0.31	0.28
Maximum I ² t for Fusing (8.3 msec) [A ² sec]	94	260	1620	4150	9340
Minimum Power Factor (with Maximum Load)	0.5	0.5	0.5	0.5	0.5

INPUT SPECIFICATIONS (1)

Description	5LPCV	10LPCV	20LPCV
Control Voltage Range	0-5 VDC	0-10 VDC	4-20 mA
Control Range Limits (Min/Msx)	-0.5/10 VDC	-1.0/20 VDC	-0.5/25 mA
Turn-On Threshold	0.25 VDC	0.5 VDC	4.5 mA
Nominal Input Impedance	12.7K Ohm	25 K Ohm	460 Ohm
Sync Voltage (terminal 6 and 7)	16-24 VAC	16-24 VAC	16-24 VAC

POWER SUPPLY SPECIFICATION (4)

Description	PS120	PS240
Input Voltage 50/60Hz	120 VAC	240 VAC
Output Voltage 50/60Hz (Sync Voltage)	20 VAC/100mA	20 VAC/100mA
Ambient Operating Temperature Range	-30 to 80°C	-30 to 80°C
Ambient Storage Temperature Range	-40 to 125°C	-40 to 125°C
Terminals	6-32 Screws, .25" Fastons	
Screw Torque Requirement	6-32 Screws -10 in lbs.	
Weight (typical)	8.6 oz. (245g)	

GENERAL SPECIFICATIONS

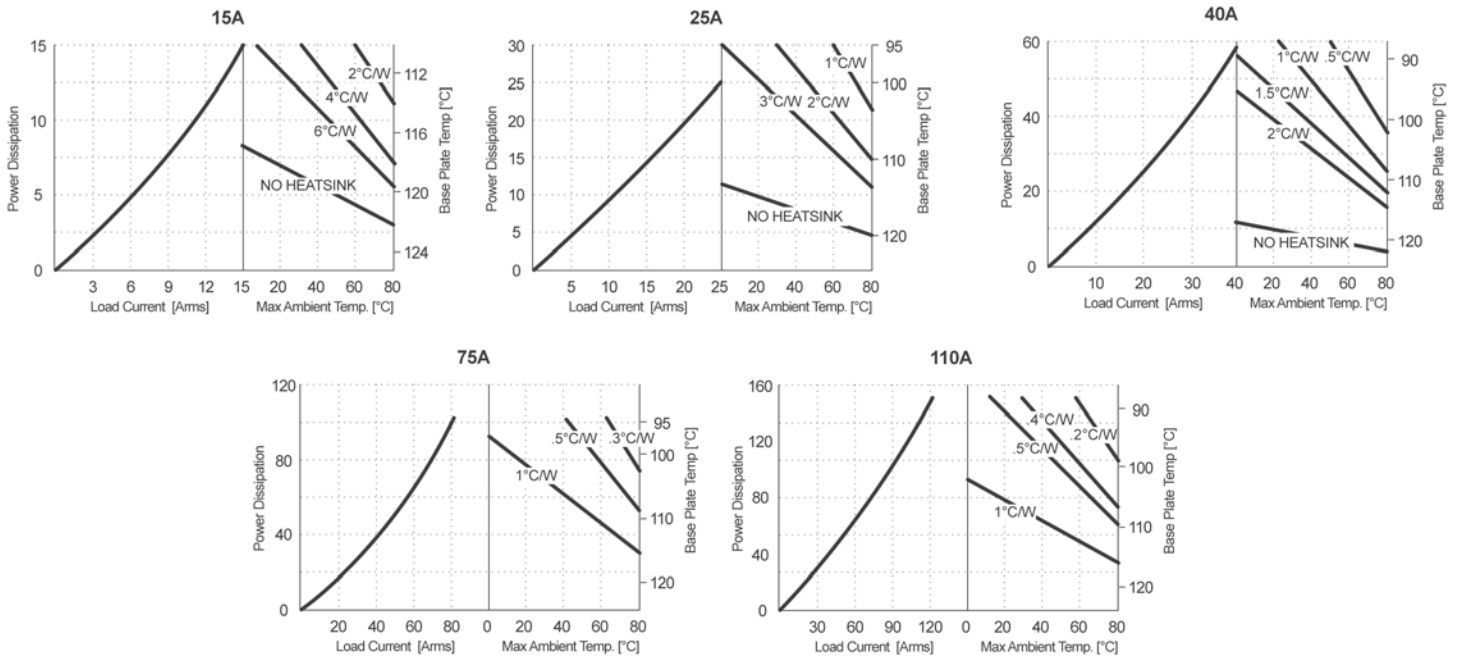
Description

Dielectric Strength, signal to load	2500 Vrms
Dielectric Strength, signal to Base	2500 Vrms
Ambient Operating Temperature Range	-30 to 80°C
Ambient Storage Temperature Range	-40 to 125°C
Weight (typical)	6.0 oz. (175g)
Encapsulation	Themally Conductive Epoxy
Terminals	8-32 Screws, .25" Fastons
Screw Torque Requirement	8-32 and 10-32 Screws - 20in. lbs.

GENERAL NOTES

- 1) All parameters at 25°C unless otherwise specified.
- 2) Linear taper potentiometer 1-10K Ohm, ½ watt.
- 3) 50Hz models available.
- 4) 20 VAC must be in phase with load

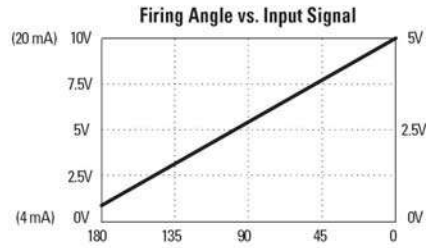
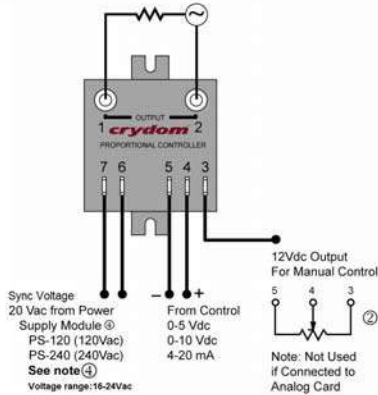
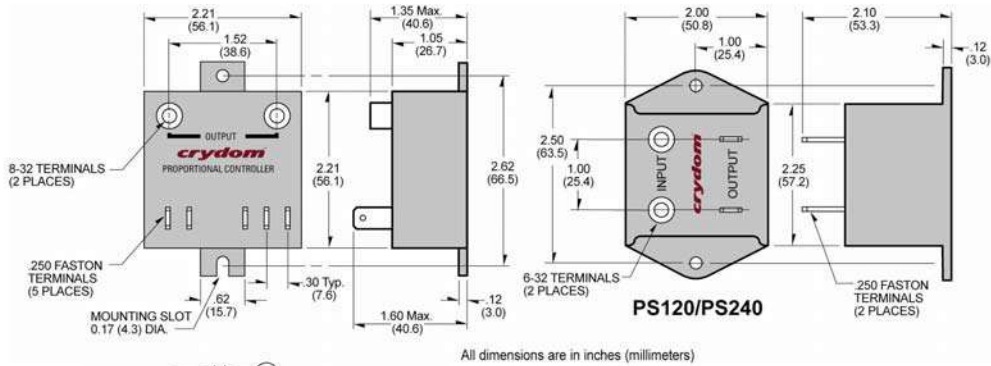
THERMAL DERATE INFORMATION



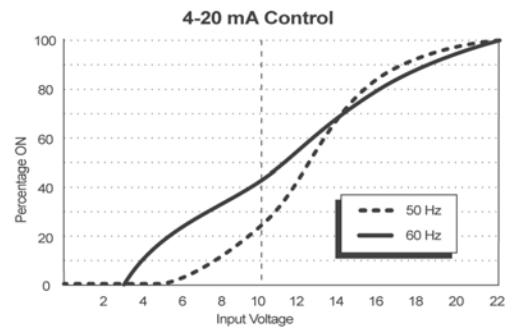
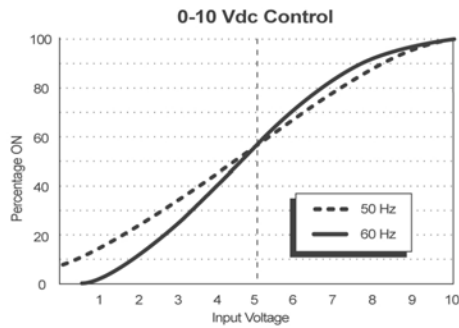
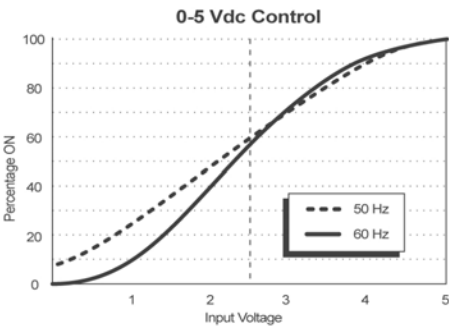
TYPICAL APPLICATIONS

- Infrared and quartz heaters
- Resistive heating elements
- Rectified DC motors
- Industrial temperature controllers
- Thermal forming equipment
- Conveyor speed control
- Printing applications

WIRING DIAGRAM



PERCENT VS INPUT VOLTAGE





AGENCY APPROVALS

Designed in accordance with the requirements of IEC 62314



Rev. 110411

 WARNING / AVERTISSEMENT / WARNUNG / ADVERTENCIA / AVVERTENZA / AVISO		
RISK OF MATERIAL DAMAGE AND HOT ENCLOSURE <ul style="list-style-type: none"> The product's side panels may be hot, allow the product to cool before touching. Follow proper mounting instructions including torque values. Do not allow liquids or foreign objects to enter this product. <p>Failure to follow these instructions can result in serious injury, or equipment damage.</p>	RISQUE DE DOMMAGE MATERIEL ET DE SURCHAUFFE DU BOITIER <ul style="list-style-type: none"> Les panneaux latéraux du produit peuvent être chauds. Laisser le produit refroidir avant de le toucher. Respecter les consignes de montage, et notamment les couples de serrage. Ne pas laisser pénétrer de liquide ni de corps étrangers à l'intérieur du produit. <p>Le non-respect de cette directive peut entraîner, des lésions corporelles graves ou des dommages matériels.</p>	GEFAHR VON MATERIALSCHÄDEN UND GEHÄUSEERHITZUNG <ul style="list-style-type: none"> Die Seitenwände können heiß sein. Lassen Sie das Produkt abkühlen, bevor Sie es berühren. Beachten Sie die Montageanweisungen. Führen Sie keine Flüssigkeiten oder Fremdkörper in das Produkt ein. <p>Die Nichtbeachtung dieser Anweisung kann Körperverletzung oder Materialschäden zur Folge haben.</p>
RIESGO DE DAÑOS MATERIALES Y DE SOBRECALENTAMIENTO DE LA UNIDAD <ul style="list-style-type: none"> Los paneles laterales del producto pueden estar calientes. Esperar que el producto se enfríe antes de tocarlo. Respetar las instrucciones de montaje, y en particular los pares de apretado. No dejar que penetren líquidos o cuerpos extraños en el producto. <p>Si no se respetan estas precauciones pueden producirse graves lesiones, daños materiales.</p>	RISCHIO DI DANNI MATERIALI E D'INVOLUCRO CALDO <ul style="list-style-type: none"> I pannelli laterali dell'apparecchio possono scottare; lasciar quindi raffreddare il prodotto prima di toccarlo. Seguire le istruzioni di montaggio corrette. Non far entrare liquidi o oggetti estranei in questo apparecchio. <p>La mancata osservanza di questa precauzione può causare gravi rischi per l'incolumità personale o danni alle apparecchiature.</p>	RISCO DE DANO MATERIAL E DE AQUECIMENTO <ul style="list-style-type: none"> Os painéis laterais do produto podem estar quentes; dê tempo ao produto para arrefecer antes de lhe tocar. Siga devidamente as instruções de montagem. Não permita a entrada de líquidos e de objectos estranhos no produto. <p>A não observância destas precauções pode provocar a morte, ferimentos graves ou danos materiais.</p>

 DANGER / PELIGRO / DANGER /GEFAHR / PERICOLO / PERIGO					
HAZARD OF ELECTRIC SHOCK, EXPLOSION, OR ARC FLASH. <ul style="list-style-type: none"> Disconnect all power before installing or working with this equipment. Verify all connections and replace all covers before turning on power. <p>Failure to follow these instructions will result in death or serious injury.</p>	RIESGO DE DESCARGA ELECTRICA O EXPLOSION. <ul style="list-style-type: none"> Desconectar todos los suministros de energia a este equipo antes de trabajar con este equipo. Verificar todas las conexiones y colocar todas las tapas antes de energizar el equipo. <p>El incumplimiento de estas instrucciones puede provocar la muerte o lesiones serias.</p>	RISQUE DE DESCARGE ELECTRIQUE OU EXPLOSION <ul style="list-style-type: none"> Eteindre toutes les sources d'énergie de cet appareil avant de travailler dessus de cet appareil Vérifier tous connections, et remettre tous couverts en place avant de mettre sous <p>De non-suivi de ces instructions provoquera la mort ou des lésions sérieuses.</p>	GEFAHR EINES ELEKTRISCHE N SCHLAGES ODER EINER EXPLOSION. <ul style="list-style-type: none"> Stellen Sie jeglichen Strom ab, der dieses Gerät versorgt, bevor Sie an dem Gerät Arbeiten durchführen Vor der Inbetriebnahme alle Anschlüsse überprüfen und alle Gehäuseteile montieren. <p>Unterlassung dieser Anweisungen können zum Tode oder zu schweren Verletzungen führen.</p>	RISCHIO DI SCOSSA ELETTRICA O DELL'ESPLOSIONE. <ul style="list-style-type: none"> Spenga tutta l'alimentazione e che fornisce questa apparecchiatura prima del lavorare a questa apparecchiatura Verificare tutti i collegamenti e sostituire tutte le coperture prima della rotazione sull'alimentazione <p>L'omissione di seguire queste istruzioni provocherà la morte o di lesioni serie</p>	RISCO DE DESCARGA ELÉTRICA OU EXPLOÇÃO <ul style="list-style-type: none"> Desconectar o equipamento de toda a energia antes de instalar ou trabalhar com este equipamento Verificar todas as conexões e recolocar todas as tampas antes de religar o equipamento <p>O não cumprimento destas instruções pode levar a morte ou lesões sérias.</p>

ANNEX - ENVIROMENTAL INFORMATION

The environmental information disclosed in this annex including the EIP Pollution logo are in compliance with People's Republic of China Electronic Industry Standard SJ/T11364 – 2006, Marking for Control of Pollution Caused by Electronic Information Products.

Part Name	Toxic or hazardous Substance and Elements					
	Lead (Pb)	Mercury (Hg)	Cadmium (Cd)	Hexavalent Chromium (Cr (VI))	Polybrominated biphenyls (PBB)	Polybrominated diphenyl ethers (PBDE)
Semiconductor die	X	○	○	○	○	○
Solder	X	○	○	○	○	○

此附件所标示的包括电子信息产品污染图标的环保信息符合中华人民共和国电子行业标准 **SJ/T11364 - 2006**, 电子信息产品污染控制标识要求



部件名称	有毒有害物质或元素					
	铅 (Pb)	汞 (Hg)	镉 (Cd)	六价铬 (Cr (VI))	多溴联苯 (PBB)	多溴二苯醚 (PBDE)
半导体芯片	X	○	○	○	○	○
焊接点	X	○	○	○	○	○